

# Elite

More choice, outstanding quality and performance, and great value - no wonder the Elite is the UK's most popular radiator. Readily available, Stelrad Elite is the perfect solution when maximum heat output is needed from a steel panel radiator.



204 models

---

Heights: 300mm to 700mm

---

Lengths: 400mm to 3000mm

---

Outputs: 190 to 6033 watts, 650 to 20585 Btu/hr

---

4 types: P1, K1, P+ & K2

A comprehensive range of quality chemicals including inhibitors, cleaners, leak sealers and noise reducers that protect and maintain central heating systems can be obtained from:

Sentinel Performance Solutions Ltd  
The Heath Business & Technical Park, Runcorn,  
Cheshire WA7 4QX

Tel: 01928 588 330 (UK)

Fernox - Cookson Electronics,  
Forsyth Road, Sheerwater, Woking,  
Surrey GU21 5RZ

Tel: 01483 793200

## Two coat paint process

Each Stelrad Elite radiator is subjected to a multi stage cleaning process before the paint is applied.

This involves several rinsing stages, including an iron phosphate and demineralisation rinse.

The first coat of paint is applied by electrophoresis and the radiator is then stoved and cooled. The second powder coat is applied and the radiator goes through a final curing stage. It is then allowed to cool prior to packaging.

## Elite temperature table

### TEMPERATURES

Factors for differences between mean water temperature and room temperature in °C and °F other than 50°C (90°F)

°C		°F	
5	0.050	10	0.057
10	0.123	20	0.142
15	0.209	30	0.240
20	0.304	40	0.348
25	0.406	50	0.466
30	0.515	60	0.590
35	0.629	70	0.721
40	0.748	80	0.858
45	0.872	90	1.000
50	1.000	100	1.147
55	1.132	110	1.298
60	1.267	120	1.454
65	1.406	130	1.613
70	1.549	140	1.776
75	1.694	-	-

To apply the factors shown in the table above to our quoted outputs, multiply the quoted output by the chosen operating factor to give new output.

To apply the factor to required output, divide required output by factor to give correct radiator from the Stelrad Elite range.

## Testing and operating pressures

All models are high pressure tested to withstand 152.3 psi (10.5 bar), to perform at a maximum working pressure of 116 psi (8 bar) at a maximum temperature of 95°C.

## Connections

Each Stelrad Elite radiator has 4 x 1/2 inch connections as standard. There is also a 3/4 inch valve adaptor available, which provides a 3/4 inch connector option to the valve without reducing performance.

## Applications

Elite radiators are suitable for two pipe installations. For single pipe applications, it is advisable to use diversion tees in the pipework, as this will assist in obtaining design performance from the radiators.

Although the Stelrad Elite is suitable for Microbore pipework, the back tappings make it unsuitable for twin entry valves.

## Installation

Everything required for installation can be found within the robust packaging.

Brackets are of a strong design, with open top and deep slots, which facilitate easy and secure installation. Plastic inserts seat the radiator precisely on the bracket minimising expansion and contraction noise.

The neat nickel-plated plug and vent provide a watertight joint, whilst complementing the superior finish.

To facilitate easy one off replacement, nickel-plated brass extension pieces are also available, complete with sealing washer, in 20mm, 30mm and 40mm options.

Recommended height from the floor to the base of the radiator is 150 mm minimum. This allows adequate airflow when the radiator is placed on the bracket.

## Caution

When designing for domestic systems we recommend that the Stelrad Elite be used only in heating systems complying with British Standard Code of Practice for Central Heating for Domestic Premises BS EN 2828:2003 and BS EN 12831:2003.


Single feed, indirect cylinders are not recommended as should interchange of water occur, fresh aerated water would enter the heating system, resulting in corrosion.

## Water treatment

On completion of the installation, the system should be properly flushed and filled in accordance with the British Standard Code of Practice for the Treatment of Water in Domestic Hot Water Central Heating Systems BS 7593:2006.

This will remove flux residues and installation debris, which might promote corrosion and damage within the system.

If it is decided to apply a high performance corrosion inhibitor to maximise the working life of the system, it should be applied in accordance with the manufacturer's instructions and should be suitable for the particular metals within the system.



Floor standing brackets provide a practical solution for standard and towel rail models, where situations, (tiled walls for example), create installation difficulties.



Robust, but practical packaging protects the radiator during storage, transit and installation, complete with fittings and colour coded labels for easy identification.



All fixing requirements are complete within the packaging.



Continental and anti-lift brackets are available for a secure fixing in commercial applications.



Optional extension pieces for easy replacement.



Optional 3/4 inch valve adaptor for connection without performance reduction.

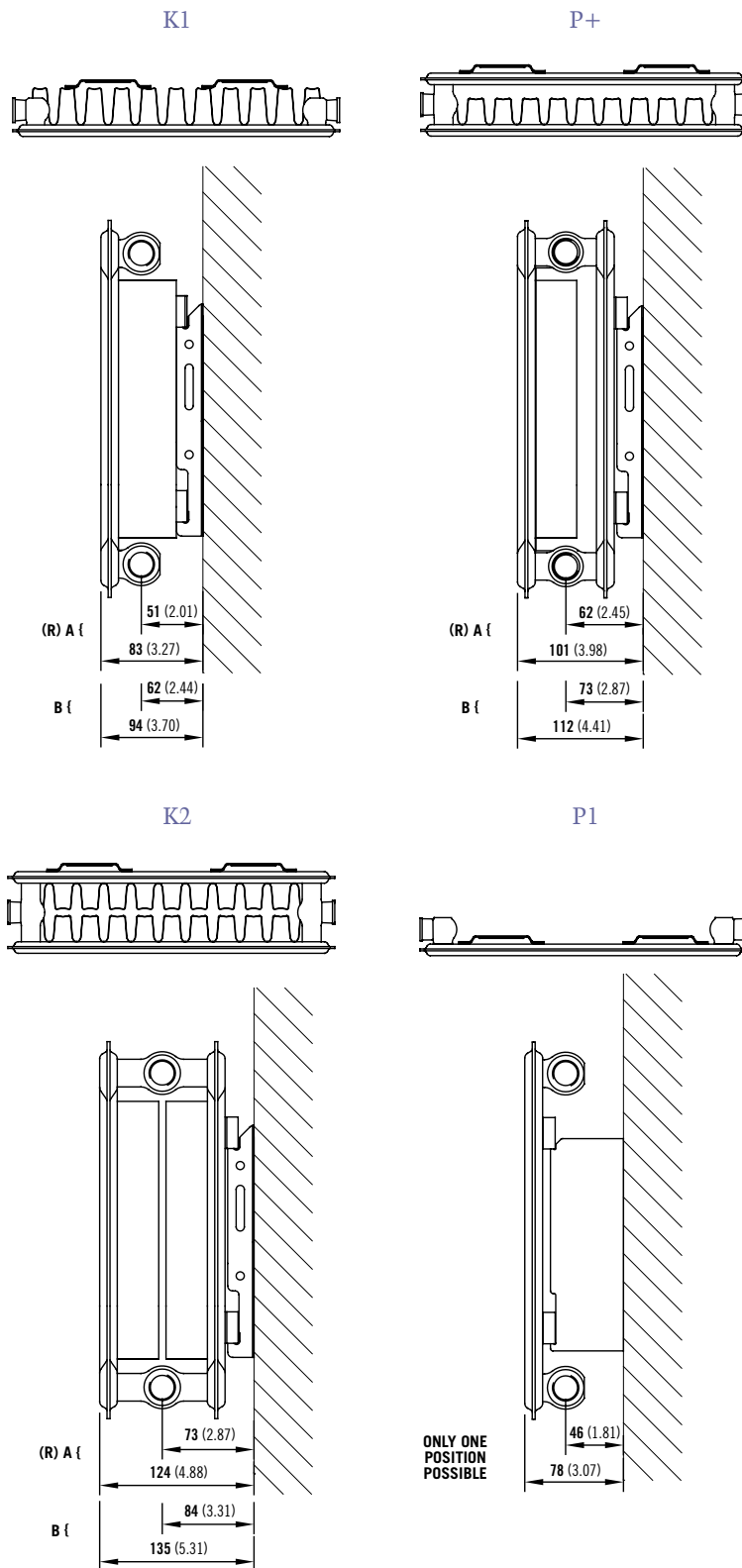


The Stelrad STARS Heatloss Calculator contains an inbuilt U value calculator.

Save time and effort by using the Stelrad STARS program – the perfect solution for accurate sizing and design flexibility.

## Elite wall mounting information

All dimensions in mm. Inches in brackets.

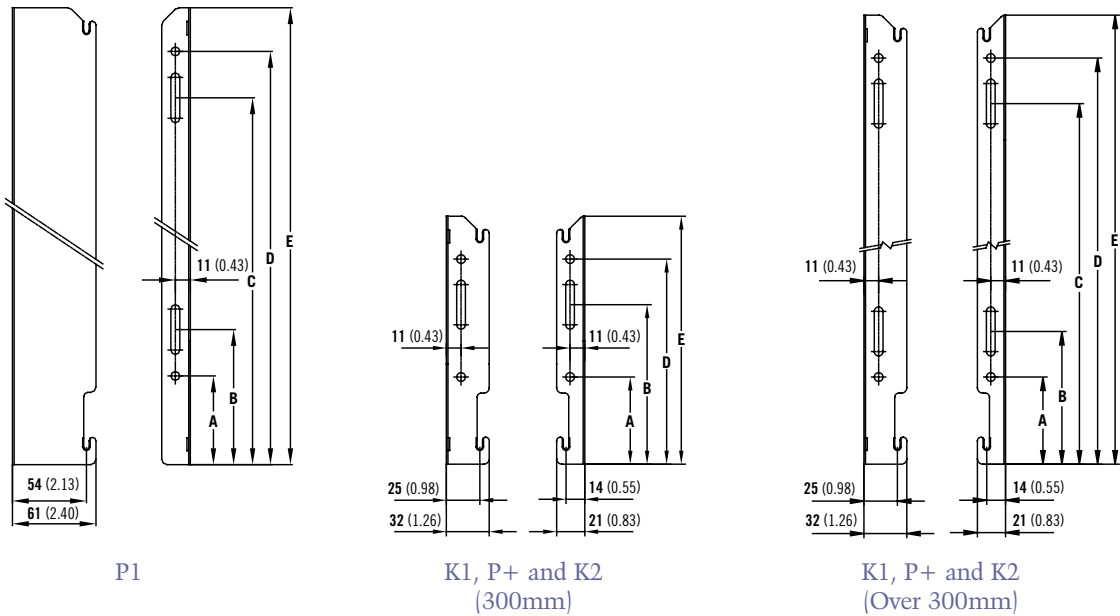


## Elite bracket position

A = Closest to Wall    B = Furthest from Wall    (R) = Recommended Mounting Position

## Elite mounting brackets

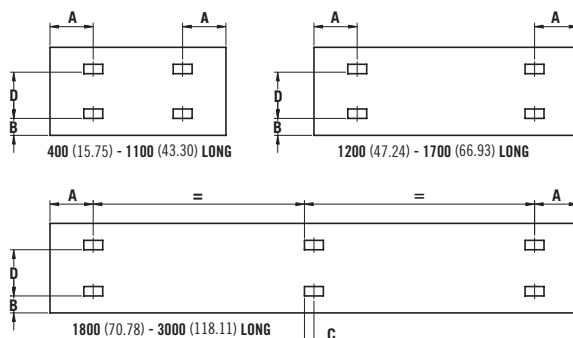
All dimensions in mm. Inches in brackets.



Dimensions	mm	in	mm	in	mm	in	mm	in
	300	11.81	450	17.72	600	23.62	700	27.56
A	65	2.56	65	2.56	65	2.56	65	2.56
B	119	4.69	99	3.90	99	3.90	99	3.90
C	-	-	269	10.59	419	16.50	519	20.43
D	153	6.02	303	11.93	453	17.83	553	21.77
E	185	7.28	335	13.19	485	19.09	585	23.03

## K1, P+, K2 and P1 lug positions

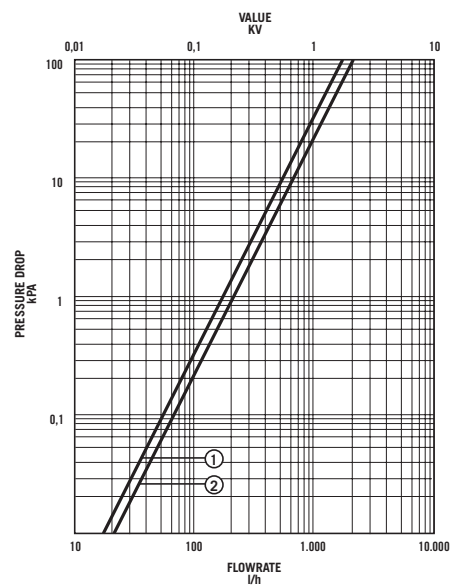
All dimensions in mm. Inches in brackets.



Dimensions		mm	in
A		133	5.24
B		60	2.36
Panel Height		D	
mm	in	mm	in
300	11.81	155	6.10
450	17.72	305	12.01
600	23.62	455	17.91
700	27.56	555	21.95

Dimensions		mm	in
A	400mm	117	4.61
A	500 - 3000mm	150	5.91
B	400 - 3000mm	60	2.36
C	1800 - 3000mm	17	0.67

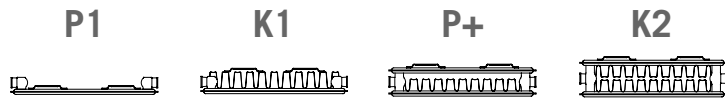
## Pressure drops



- ① Type 10 (P1), 11 (K1)
- ② Type 21 (P+), 22 (K2)

# Stelrad Elite

## Weights & Measures



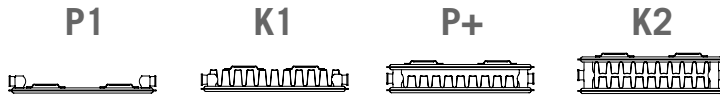
Height	Length		P1		K1		P+		K2	
	mm	in	Wall to tap centre mm	Wall to tap centre mm	Wall to tap centre mm	Wall to tap centre mm	Wall to tap centre mm	Wall to tap centre mm	Wall to tap centre mm	Wall to tap centre mm
300	500	19.7	-	51	62	73				
	1000	39.4	-	51	62	73				
	1500	59.1	-	51	62	73				
	2000	78.7	-	51	62	73				
	2500	98.4	-	51	62	73				
	3000	118.1	-	51	62	73				
450	400	15.7	46	51	62	73				
	500	19.7	46	51	62	73				
	600	23.6	46	51	62	73				
	700	27.6	46	51	62	73				
	800	31.5	46	51	62	73				
	900	35.4	46	51	62	73				
	1000	39.4	46	51	62	73				
	1100	43.3	-	51	62	73				
	1200	47.2	46	51	62	73				
	1400	55.1	46	51	62	73				
	1600	63.0	46	51	62	73				
	1800	70.9	-	51	62	73				
	2000	78.7	46	51	62	73				
	2200	86.6	-	51	62	73				
	2400	94.5	46	51	62	73				
	2600	102.4	-	51	62	73				
	2800	110.2	-	51	62	73				
	3000	118.1	-	51	62	73				
600	400	15.7	46	51	62	73				
	500	19.7	46	51	62	73				
	600	23.6	46	51	62	73				
	700	27.6	46	51	62	73				
	800	31.5	46	51	62	73				
	900	35.4	46	51	62	73				
	1000	39.4	46	51	62	73				
	1100	43.3	-	51	62	73				
	1200	47.2	46	51	62	73				
	1400	55.1	46	51	62	73				
	1600	63.0	46	51	62	73				
	1800	70.9	-	51	62	73				
	2000	78.7	46	51	62	73				
	2200	86.6	-	51	62	73				
	2400	94.5	46	51	62	73				
	2600	102.4	-	51	62	73				
	2800	110.2	-	51	62	73				
	3000	118.1	-	51	62	73				
700	400	15.7	-	51	62	73				
	500	19.7	-	51	62	73				
	600	23.6	-	51	62	73				
	700	27.6	-	51	62	73				
	800	31.5	-	51	62	73				
	900	35.4	-	51	62	73				
	1000	39.4	-	51	62	73				
	1100	43.3	-	51	62	73				
	1200	47.2	-	51	62	73				
	1400	55.1	-	51	62	73				
	1600	63.0	-	51	62	73				
	1800	70.9	-	51	62	73				
	2000	78.7	-	51	62	73				
	2200	86.6	-	51	62	73				
	2400	94.5	-	51	62	73				
	2600	102.4	-	51	62	73				
	2800	110.2	-	51	62	73				
	3000	118.1	-	51	62	73				

### EN 442 Certification Data – CETIAT tested in accordance with BS EN 442

Type	P1			K1			P+				K2			
	450	600	300	450	600	700	300	450	600	700	300	450	600	700
W/m at 75/65/20	476	610	517	768	1000	1142	776	1106	1409	1597	1012	1409	1778	2011
n-coefficients	1.30	1.31	1.31	1.30	1.29	1.29	1.33	1.33	1.33	1.34	1.33	1.33	1.23	1.34
Heated Surface Area (m <sup>2</sup> /m)	1.03	1.37	2.09	3.37	4.66	5.51	2.44	3.84	5.24	6.18	3.51	5.62	7.74	9.15
Weight (kg/m)	9.25	12.33	8.38	13.34	18.30	21.33	13.71	21.31	28.90	33.50	15.90	24.80	33.70	39.13
Water Contents (l/m)	2.57	3.25	1.89	2.57	3.25	3.77	3.70	5.15	6.60	7.63	3.70	5.15	6.60	7.63

# Stelrad Elite

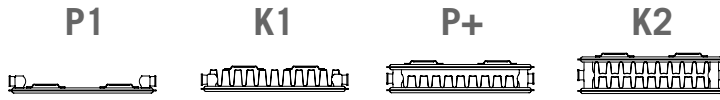
## 30<sub>Δt</sub>



Height	Length mm	Sections	Heat output P1		Heat output K1		Heat output P+		Heat output K2	
			Watts	Btu/hr	Watts	Btu/hr	Watts	Btu/hr	Watts	Btu/hr
300	500	15	-	-	133	455	200	682	261	889
	1000	30	-	-	266	908	400	1364	521	1778
	1500	45	-	-	400	1364	599	2045	782	2667
	2000	60	-	-	533	1817	799	2727	1042	3557
	2500	75	-	-	666	2272	999	3409	1303	4446
	3000	90	-	-	799	2725	1199	4091	1564	5335
	400	12	98	334	158	539	228	777	290	991
	500	15	123	418	198	675	285	972	363	1239
	600	18	147	503	237	810	342	1167	435	1485
	700	21	171	585	277	945	399	1360	508	1733
450	800	24	196	669	316	1079	456	1555	580	1980
	900	27	220	752	356	1214	512	1748	653	2228
	1000	30	245	836	396	1350	570	1943	726	2476
	1100	33	-	-	435	1485	627	2138	798	2724
	1200	36	294	1003	475	1620	683	2332	871	2971
	1400	42	343	1170	554	1889	797	2720	1016	3467
	1600	48	392	1339	633	2160	912	3110	1161	3961
	1800	54	-	-	712	2428	1025	3499	1306	4456
	2000	60	490	1673	791	2699	1139	3887	1451	4952
	2200	66	-	-	870	2970	1253	4275	1597	5447
	2400	72	588	2007	949	3238	1367	4664	1742	5943
	2600	78	-	-	1028	3509	1481	5054	1886	6437
	2800	84	-	-	1107	3778	1595	5442	2032	6932
	3000	90	-	-	1187	4049	1709	5830	2177	7428
	400	12	126	429	206	703	290	991	366	1249
	500	15	157	536	258	879	363	1239	458	1562
	600	18	188	643	309	1054	435	1485	550	1875
	700	21	220	750	361	1230	508	1733	641	2188
800	24	251	858	412	1406	580	1980	732	2499	
900	27	283	965	464	1581	653	2228	824	2811	
1000	30	314	1072	515	1757	726	2476	916	3124	
1100	33	-	-	567	1933	798	2724	1007	3437	
1200	36	377	1286	618	2109	871	2971	1099	3750	
1400	42	440	1501	721	2460	1016	3467	1282	4374	
1600	48	503	1715	824	2811	1161	3961	1465	4999	
1800	54	-	-	927	3163	1306	4456	1648	5623	
2000	60	628	2144	1030	3514	1451	4952	1831	6249	
2200	66	-	-	1133	3866	1597	5447	2015	6874	
2400	72	754	2573	1236	4217	1742	5943	2198	7498	
2600	78	-	-	1339	4569	1886	6437	2381	8123	
2800	84	-	-	1442	4920	2032	6932	2564	8747	
3000	90	-	-	1545	5272	2177	7428	2747	9373	
400	12	-	-	235	803	329	1123	414	1413	
500	15	-	-	294	1003	411	1404	518	1768	
600	18	-	-	353	1204	493	1683	622	2121	
700	21	-	-	411	1404	576	1965	725	2474	
800	24	-	-	471	1606	658	2246	829	2827	
900	27	-	-	529	1806	740	2525	932	3180	
1000	30	-	-	588	2007	822	2806	1036	3534	
1100	33	-	-	647	2207	905	3087	1139	3887	
1200	36	-	-	706	2407	987	3367	1243	4240	
1400	42	-	-	823	2810	1152	3929	1450	4946	
1600	48	-	-	941	3210	1316	4490	1657	5655	
1800	54	-	-	1059	3613	1481	5052	1864	6361	
2000	60	-	-	1176	4013	1645	5612	2071	7067	
2200	66	-	-	1294	4414	1809	6173	2278	7774	
2400	72	-	-	1412	4816	1974	6735	2485	8480	
2600	78	-	-	1529	5217	2138	7296	2693	9188	
2800	84	-	-	1647	5619	2303	7858	2900	9895	
3000	90	-	-	1764	6020	2467	8419	3107	10601	

# Stelrad Elite

## 40<sub>Δt</sub>



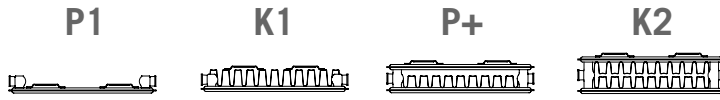
Height	Length mm	Sections	Heat output		Heat output		Heat output		Heat output	
			Watts	Btu/hr	Watts	Btu/hr	Watts	Btu/hr	Watts	Btu/hr
300	500	15	-	-	194	661	290	990	378	1291
	1000	30	-	-	387	1319	580	1980	757	2583
	1500	45	-	-	580	1980	871	2971	1135	3874
	2000	60	-	-	773	2639	1161	3961	1514	5166
	2500	75	-	-	967	3300	1451	4951	1892	6457
	3000	90	-	-	1160	3958	1741	5941	2271	7748
	400	12	142	485	230	784	331	1128	422	1439
	500	15	178	607	287	980	414	1411	527	1799
	600	18	214	730	345	1177	497	1695	632	2157
	700	21	249	850	402	1373	579	1975	738	2516
450	800	24	285	972	459	1567	662	2259	843	2876
	900	27	320	1092	517	1764	744	2539	948	3236
	1000	30	356	1215	574	1960	827	2823	1054	3596
	1100	33	-	-	632	2157	910	3106	1159	3956
	1200	36	427	1457	690	2353	993	3387	1265	4316
	1400	42	498	1700	804	2744	1158	3951	1476	5035
	1600	48	570	1945	919	3137	1324	4517	1686	5753
	1800	54	-	-	1034	3527	1489	5081	1897	6472
	2000	60	712	2430	1149	3920	1655	5645	2108	7192
	2200	66	-	-	1264	4313	1820	6209	2319	7912
	2400	72	854	2915	1379	4704	1985	6773	2530	8631
	2600	78	-	-	1494	5097	2151	7340	2740	9349
	2800	84	-	-	1608	5487	2317	7904	2951	10068
	3000	90	-	-	1723	5880	2482	8468	3162	10788
	400	12	183	623	299	1021	422	1439	532	1815
	500	15	228	778	374	1276	527	1799	665	2269
	600	18	274	934	449	1531	632	2157	798	2723
	700	21	319	1090	524	1787	738	2516	931	3177
	800	24	365	1245	598	2042	843	2876	1064	3629
	900	27	411	1401	673	2297	948	3236	1197	4083
1000	30	456	1557	748	2552	1054	3596	1330	4538	
1100	33	-	-	823	2807	1159	3956	1463	4992	
1200	36	548	1868	898	3063	1265	4316	1596	5446	
1400	42	639	2180	1047	3573	1476	5035	1862	6352	
1600	48	730	2491	1197	4083	1686	5753	2128	7261	
1800	54	-	-	1346	4594	1897	6472	2394	8167	
2000	60	913	3114	1496	5104	2108	7192	2660	9076	
2200	66	-	-	1646	5615	2319	7912	2926	9984	
2400	72	1095	3736	1795	6125	2530	8631	3192	10890	
2600	78	-	-	1945	6636	2740	9349	3458	11799	
2800	84	-	-	2094	7146	2951	10068	3724	12705	
3000	90	-	-	2244	7657	3162	10788	3990	13613	
400	12	-	-	342	1166	478	1631	601	2052	
500	15	-	-	427	1457	598	2039	752	2567	
600	18	-	-	512	1748	717	2445	903	3080	
700	21	-	-	598	2039	836	2853	1053	3593	
800	24	-	-	684	2333	956	3262	1204	4106	
900	27	-	-	769	2624	1075	3667	1354	4619	
1000	30	-	-	854	2915	1195	4076	1504	5132	
1100	33	-	-	939	3206	1314	4484	1655	5645	
1200	36	-	-	1025	3496	1433	4890	1805	6158	
1400	42	-	-	1196	4081	1673	5707	2106	7184	
1600	48	-	-	1367	4663	1911	6521	2407	8213	
1800	54	-	-	1538	5247	2151	7338	2708	9239	
2000	60	-	-	1708	5829	2389	8152	3008	10265	
2200	66	-	-	1879	6411	2628	8966	3309	11291	
2400	72	-	-	2050	6996	2867	9782	3610	12317	
2600	78	-	-	2221	7577	3106	10597	3911	13345	
2800	84	-	-	2392	8162	3345	11413	4212	14371	
3000	90	-	-	2563	8744	3584	12227	4513	15397	

## 600

## 700

# Stelrad Elite

## 50<sub>Δt</sub>



Height	Length mm	Sections	Heat output P1		Heat output K1		Heat output P+		Heat output K2	
			Watts	Btu/hr	Watts	Btu/hr	Watts	Btu/hr	Watts	Btu/hr
300	500	15	-	-	259	884	388	1324	506	1726
	1000	30	-	-	517	1764	776	2648	1012	3453
	1500	45	-	-	776	2648	1164	3972	1518	5179
	2000	60	-	-	1034	3528	1552	5295	2024	6906
	2500	75	-	-	1293	4412	1940	6621	2530	8632
	3000	90	-	-	1551	5292	2328	7945	3036	10359
	400	12	190	648	307	1047	442	1508	564	1924
	500	15	238	812	384	1310	553	1887	705	2405
	600	18	286	976	461	1573	664	2266	845	2883
	700	21	333	1136	538	1836	774	2641	986	3364
450	800	24	381	1300	614	2095	885	3020	1127	3845
	900	27	428	1460	691	2358	995	3395	1268	4326
	1000	30	476	1624	768	2620	1106	3774	1409	4808
	1100	33	-	-	845	2883	1217	4152	1550	5289
	1200	36	571	1948	922	3146	1327	4528	1691	5770
	1400	42	666	2272	1075	3668	1548	5282	1973	6732
	1600	48	762	2600	1229	4193	1770	6039	2254	7691
	1800	54	-	-	1382	4715	1991	6793	2536	8653
	2000	60	952	3248	1536	5241	2212	7547	2818	9615
	2200	66	-	-	1690	5766	2433	8301	3100	10577
	2400	72	1142	3897	1843	6288	2654	9055	3382	11539
	2600	78	-	-	1997	6814	2876	9813	3663	12498
	2800	84	-	-	2150	7336	3097	10567	3945	13460
	3000	90	-	-	2304	7861	3318	11321	4227	14423
	400	12	244	833	400	1365	564	1924	711	2426
	500	15	305	1041	500	1706	705	2405	889	3033
	600	18	366	1249	600	2047	845	2883	1067	3641
	700	21	427	1457	700	2388	986	3364	1245	4248
800	24	488	1665	800	2730	1127	3845	1422	4852	
900	27	549	1873	900	3071	1268	4326	1600	5459	
1000	30	610	2081	1000	3412	1409	4808	1778	6067	
1100	33	-	-	1100	3753	1550	5289	1956	6674	
1200	36	732	2498	1200	4094	1691	5770	2134	7281	
1400	42	854	2914	1400	4777	1973	6732	2489	8492	
1600	48	976	3330	1600	5459	2254	7691	2845	9707	
1800	54	-	-	1800	6142	2536	8653	3200	10918	
2000	60	1220	4163	2000	6824	2818	9615	3556	12133	
2200	66	-	-	2200	7509	3100	10577	3912	13348	
2400	72	1464	4995	2400	8189	3382	11539	4267	14559	
2600	78	-	-	2600	8871	3663	12498	4623	15774	
2800	84	-	-	2800	9554	3945	13460	4978	16985	
3000	90	-	-	3000	10239	4227	14423	5334	18200	
400	12	-	-	457	1559	639	2180	804	2743	
500	15	-	-	571	1948	799	2726	1006	3432	
600	18	-	-	685	2337	958	3269	1207	4118	
700	21	-	-	799	2726	1118	3815	1408	4804	
800	24	-	-	914	3119	1278	4361	1609	5490	
900	27	-	-	1028	3508	1437	4903	1810	6176	
1000	30	-	-	1142	3897	1597	5449	2011	6862	
1100	33	-	-	1256	4285	1757	5995	2212	7547	
1200	36	-	-	1370	4674	1916	6537	2413	8233	
1400	42	-	-	1599	5456	2236	7629	2815	9605	
1600	48	-	-	1827	6234	2555	8718	3218	10980	
1800	54	-	-	2056	7015	2875	9810	3620	12351	
2000	60	-	-	2284	7793	3194	10898	4022	13727	
2200	66	-	-	2512	8571	3513	11986	4424	15099	
2400	72	-	-	2741	9352	3833	13078	4826	16471	
2600	78	-	-	2969	10130	4152	14167	5229	17847	
2800	84	-	-	3198	10912	4472	15258	5631	19219	
3000	90	-	-	3426	11690	4791	16347	6033	20591	

# Elite

## Extra performance to guaranteed Standards

The UK's most popular radiator has received substantial investment to provide increased quality and performance. Which means that the Stelrad Elite now offers improved outputs for exceptional heating performance.

Strictly controlled independent laboratory testing ensures that all Stelrad Elite radiators are guaranteed to perform to a maximum working pressure of 116 psi (8 bar) and conform to BS EN 442 – the European Standard for radiators.

## More choice for application flexibility

As a measure of the all round dependable quality and performance, Stelrad Elite comes complete with a 10 year Manufacturer's Warranty.

A range of 204 models provides extra sizing flexibility to cover a multitude of application requirements.

Four heights, with increments from as little as 100mm. From one of the smallest stock radiators on the market at just 400mm long to a full 3000mm, all length radiators are catered for. Elite also offers one of the slimmest double panel radiators at just 77mm wide.

## Superb quality from design to installation

Flexibility of installation doesn't just mean greater choice of sizing either. There are specifically designed accessories, such as floor standing brackets, to ensure that Stelrad Elite can be fitted anywhere.

The Elite is manufactured in the UK from the most sophisticated production resources in Europe, under the ISO 9000 quality system.

Symmetrical convectors allow radiator mounting either way up. TBOE connection is offered as an important facility in commercial applications and to ensure greater efficiency and economy, the convectors are precision welded directly onto the waterways.

All tappings are perfectly aligned, with best quality nickel-plated plugs and vents, incorporating high quality EPDM 'O' rings. High definition pressings ensure smooth edges and corners and the perfect, run free, two-coat paint finish blends with all styles of décor.

All wrapped up in newly designed, robust but practical packaging to provide a product of distinction with nationwide availability.

